

# Moticam BTU8

## TABLET SOLUTIONS

The Moticam BTU8 is a tablet microscopy solution, consisting of a customized 8" Android tablet connected to a microscopy imaging camera.

The android tablet is easily detachable and replaceable and is completely separate from the camera, therefore providing maximum flexibility.

The Moticam BTU8 will help microscope users visualize, edit and share the microscope images, enabling computer-free digital microscopy.

[www.moticamseries.com](http://www.moticamseries.com) | [www.moticeurope.com](http://www.moticeurope.com)

## 8" TABLET MICROSCOPY SOLUTION





## Moticam **BTU8** TECHNICAL SPECIFICATIONS

### Camera Specifications

<b>Sensor Type</b>	CMOS
<b>Sensor Size</b>	1/2,5"
<b>Live resolution</b>	1280 x 720 pixels (16:9), 1280 x 960 & 800 x 600 (4:3)
<b>Image capture resolution</b>	5.0MP
<b>Video capture resolution</b>	720P (HD)
<b>Output</b>	USB
<b>Pixel Size</b>	2.2µm x 2.2µm
<b>Lens Mount</b>	C-Mount
<b>Tablet bracket holder</b>	For tablets from 7" to 10"

### Tablet Specifications

<b>Size</b>	215 x 128 x 9 mm
<b>System</b>	Android 5.0
<b>Pre-installed App</b>	MotiConnect
<b>Language</b>	Multi-Language
<b>CPU</b>	1.83GHz Quad core (Intel Bay Trail)
<b>RAM</b>	1GB DDR3
<b>NAND FLASH</b>	16GB
<b>Display</b>	8" (IPS) 16:10 Ratio
<b>Ports</b>	SD/MMC/TF Card (Support up 32 GB), 3.5mm Audio, DC 5V Power Input, Micro HDMI output
<b>Camera</b>	Front (2M Pixels) + Rear (2M Pixels), MPEG-2, MPEG-4, H.263, H.264, VP8
<b>Support Display Format</b>	H.264, VP8
<b>Support Audio Format</b>	WAV, MP2, MP3, AMR, VORBIS, APE, FLAC
<b>Picture Format</b>	JPG, JPEG, BMP, PNG
<b>Package Includes</b>	MicroSD 8Gb included, HDMI Cable, USB Cable, Motic Images Plus 3.0, Motic 4-dot calibration slide, Charger 100V-240V (CE)

### MOTIC IMAGES PLUS 3.0 SOFTWARE & MOTICONNECT APP

#### Motic Images Plus 3.0

By connecting your Moticam to your computer you will be able to work with our well-known software, that comes included in the package. View, capture, edit, measure, make reports... all its standard features and the new ones packed in a new user-friendly interface.



### THE [AllinOneBOX] CONCEPT

Everything that you may need to work with your Moticam is included in one box



#### MotiConnect App

View, edit, capture and store your images in the blink of an eye, view live images on multiple wireless devices and share your work with anyone in just a few clicks. The MotiConnect App makes data sharing possible in a collaborative environment, encouraging teamwork and collective learning experiences.



# Moticam BTU10

## TABLET SOLUTIONS

The Moticam BTU10 is a tablet microscopy solution, consisting of a customized 10" Android tablet connected to a microscopy imaging camera.

The android tablet is easily detachable and replaceable and is completely separate from the camera, therefore providing maximum flexibility.

The Moticam BTU10 will help microscope users visualize, edit and share the microscope images, enabling computer-free digital microscopy.

[www.moticamseries.com](http://www.moticamseries.com) | [www.moticeurope.com](http://www.moticeurope.com)

## 10" TABLET MICROSCOPY SOLUTION





## Moticam **BTU10** TECHNICAL SPECIFICATIONS

### Camera Specifications

<b>Sensor Type</b>	CMOS
<b>Sensor Size</b>	1/2,5"
<b>Live resolution</b>	1280 x 720 pixels (16:9), 1280 x 960 & 800 x 600 (4:3)
<b>Image capture resolution</b>	5.0MP
<b>Video capture resolution</b>	720P (HD)
<b>Output</b>	USB
<b>Pixel Size</b>	2.2µm x 2.2µm
<b>Lens Mount</b>	C-Mount
<b>Tablet bracket holder</b>	For tablets from 7" to 10"

### Tablet Specifications

<b>Size</b>	263 x 173 x 9.5 mm
<b>System</b>	Android 4.4
<b>Pre-installed App</b>	MotiConnect
<b>Language</b>	Multi-Language
<b>CPU</b>	1.6GHz Quad core (RK3188 1.6GHz)
<b>RAM</b>	1GB DDR3
<b>NAND FLASH</b>	16GB
<b>Display</b>	10.1" (IPS) 16:10 Ratio
<b>Ports</b>	SD/MMC/TF Card (Support up 32 GB), 3.5mm Audio, DC 5V Power Input, Mini HDMI output
<b>Camera</b>	Front (2M Pixels)
<b>Support Display Format</b>	MPEG-1/2 (DAT, MPG, VOB, TS), MPEG-4, H.263 (3GP, MOV, MP4), H.264 (AVI, MKV, MP4, MOV, 3GP), RM, RMVB, FLV, WEBM
<b>Support Audio Format</b>	MP3, WMA, MP2, OGG, AAC, M4A, OGA, FLAC, APE, MP1, WAV
<b>Picture Format</b>	JPG, JPEG, BMP, PNG
<b>Package Includes</b>	MicroSD 16Gb included, HDMI Cable, USB Cable, Motic Images Plus 3.0, Motic 4-dot calibration slide, Charger 100V-240V (CE)

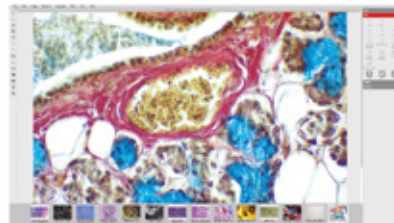
## MOTIC IMAGES PLUS 3.0 SOFTWARE & MOTICONNECT APP

## THE [AllinOneBOX] CONCEPT

Everything that you may need to work with your Moticam is included in one box

### Motic Images Plus 3.0

By connecting your Moticam to your computer you will be able to work with our well-known software, that comes included in the package. View, capture, edit, measure, make reports... all its standard features and the new ones packed in a new user-friendly interface.



### MotiConnect App

View, edit, capture and store your images in the blink of an eye, view live images on multiple wireless devices and share your work with anyone in just a few clicks. The MotiConnect App makes data sharing possible in a collaborative environment, encouraging teamwork and collective learning experiences.





**Motic**<sup>®</sup>  
MORE THAN MICROSCOPY

# Moticam BTW

## TABLET SOLUTIONS

The Moticam BTW is our most flexible tablet microscopy solution, consisting of a microscopy imaging camera with a built-in adjustable bracket that allows you to mount your own tablet (up to 10") onto it.

It can be connected via USB to a Windows based tablet, or through its built-in Wi-Fi to an iOS or Android tablet. Simply download the free Moticonnect App on your device and start working.

The Moticam BTW will help microscope users visualize, edit and share the microscope images, enabling computer-free digital microscopy.

[www.moticamseries.com](http://www.moticamseries.com) | [www.moticeurope.com](http://www.moticeurope.com)

## VERSATILE TABLET MICROSCOPY SOLUTION

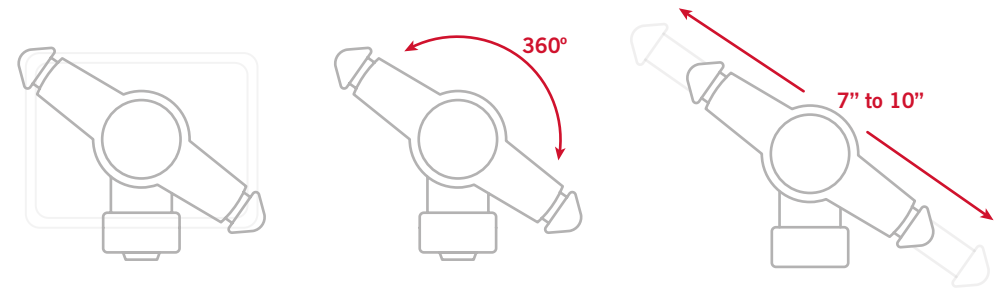




## Moticam **BTW** TECHNICAL SPECIFICATIONS

### Camera Specifications

<b>Sensor Type</b>	CMOS
<b>Sensor Size</b>	1/2,5"
<b>Live resolution</b>	1280 x 720 pixels (16:9), 1280 x 960 & 800 x 600 (4:3)
<b>Image capture resolution</b>	5.0MP
<b>Video capture resolution</b>	Depending on Tablet
<b>Output</b>	USB or Wi-Fi
<b>Pixel Size</b>	2.2 $\mu$ m x 2.2 $\mu$ m
<b>Lens Mount</b>	C-Mount
<b>Special Features</b>	USB or Wi-Fi output mode (Users can select output mode)
<b>Tablet bracket holder</b>	For tablets from 7" to 10"
<b>Tablet</b>	Not included. Users can use their own tablet and connect through Wi-Fi
<b>Package Includes</b>	USB Cable, Motic Images Plus 3.0, Motic 4-dot calibration slide, Power Supply 100V-240V (CE)



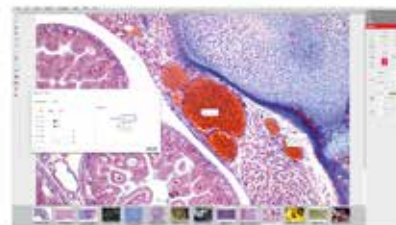
### MOTIC IMAGES PLUS 3.0 SOFTWARE & MOTICONNECT APP

### THE [AllinOneBOX] CONCEPT

Everything that you may need to work with your Moticam is included in one box

#### Motic Images Plus 3.0

By connecting your Moticam to your computer you will be able to work with our well-known software, that comes included in the package. View, capture, edit, measure, make reports... all its standard features and the new ones packed in a new user-friendly interface.



#### MotiConnect App

View, edit, capture and store your images in the blink of an eye, view live images on multiple wireless devices and share your work with anyone in just a few clicks. The MotiConnect App makes data sharing possible in a collaborative environment, encouraging teamwork and collective learning experiences.

